



# Own transport - Car

QTC Recruitment is best reached by public transport. If you choose to come by car, please let us know in good time so that we can register you so that you can park in the parking garage. Below are some directions from the different directions you can come from.



## From the direction of Purmerend, head of North Holland':

If you come from the direction of Purmerend or the 'kop van Noord-Holland', you can take the A7 towards Amsterdam:

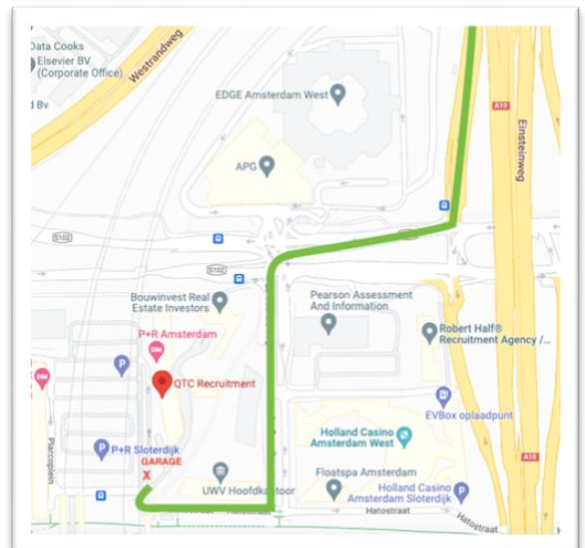
- Then take Ring West towards Rotterdam, Schiphol.
- Once on the A10, take **exit 2** – Amsterdam Sloterdijk in the direction of Amsterdam-Sloterdijk, Amsterdam-Centrum, and Amsterdam-Westerpark.
- Then **turn right** at the first traffic light and then **immediately turn left** at the second traffic light at the sign **3100-3200**.
- **See further on the last page.**



## From direction Almere, east:

If you come from the direction of Zwolle, Apeldoorn, or Almere, you can take the A6 in the direction of Amsterdam.

- Keep following this road and then take the A1 towards Amsterdam.
- Then take **exit Ring Oost (A10, E35)** in the direction of Rotterdam, Schiphol.
- After 15 kilometers **turn right, exit 2** - Amsterdam Sloterdijk, Centrum, Westerpark.
- Then **turn right** at the first traffic light and then **immediately turn left** at the second traffic light at the sign **3100-3200**.
- **See further on the last page.**

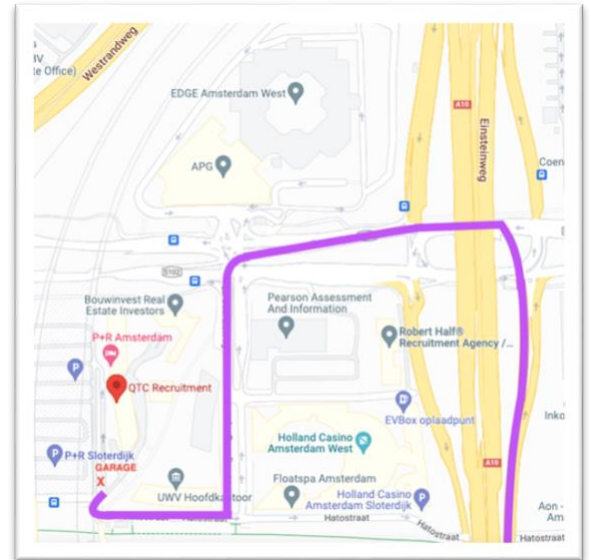




**From the direction of Utrecht, south:**

If you come from the direction of Eindhoven, Den Bosch, or Utrecht, you can take the A2 to Amsterdam.

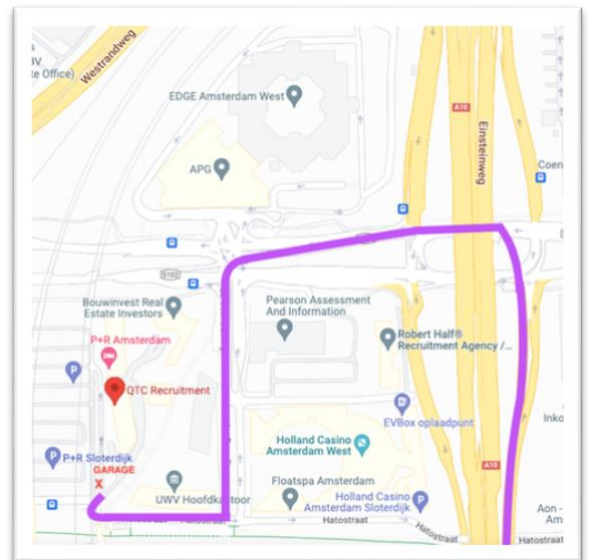
- Keep following this road and then take exit Ring-Zuid (A10, E19) in the direction of Schiphol.
- Then take the Ring-West exit on the A10 in the direction of Leeuwarden, Zaanstad.
- Then turn right at exit 2 in the direction of Amsterdam Sloterdijk, Centrum, Haarlem.
- Sort left and turn left towards Basisweg S102/Sloterdijk 3000-9000.
- At the first traffic light, drive straight ahead and then turn left at the second traffic light at the sign 3100-3200.
- **See further on the last page.**



**From the direction of Leiden, southwest:**

If you come from the direction of Rotterdam, The Hague, or Leiden, you can take the A4 in the direction of Amsterdam.

- At the Nieuwe Meer junction, take the Ring West (A10, E22) exit towards Leeuwarden, Zaanstad.
- Drive straight on here for 5.4 kilometers and then turn right at exit 2 in the direction of Amsterdam Sloterdijk, Centrum, Haarlem.
- Turn left towards Basisweg S102/Sloterdijk 3000-9000.
- At the first traffic light, drive straight ahead and then turn left at the second traffic light at the sign 3100-3200.
- **See further on the next page.**

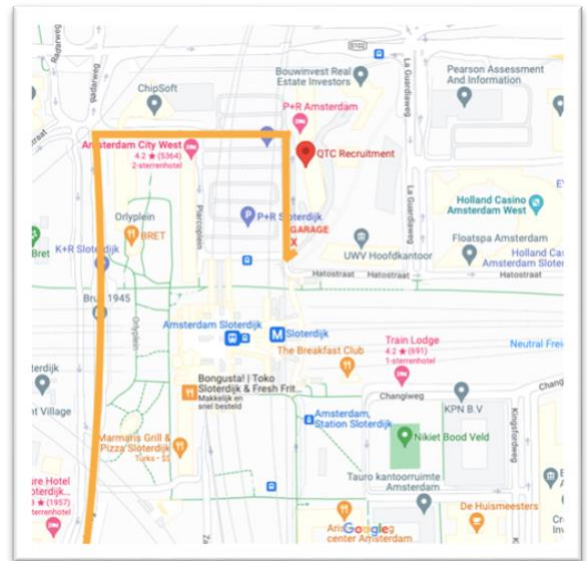




**From direction Haarlem, west:**

If you come from the direction of Haarlem, you can take the N200, direction Amsterdam:

- Follow the N200 until you see the sign 'P+R Sloterdijk' and turn left here at the traffic light.
- You are now on the Radarweg. At the first three traffic lights, you go straight ahead.
- After you have passed the third traffic light, turn right at the sign Sloterdijk 3505-3510.
- Here you end up on the Hanedastraat and you will come across a large parking lot. Continue straight on for 160 meters to the end and turn right so that you end up on Piarcoplein.
- **See further in Addition 2:**



**Addition:**

- Here you come to La Guardiaweg and drive straight on until the end of the road.
- At the end of the road, turn right onto Hatostraat. See further at Continuation 2:

**Addition 2:**

- Continue here for 100 meters until you see 2 large red posts on your right-hand side just after the bend in front of the entrance to the garage with the sign 'Bright' and 'Guardiaweg 36-162'.
- Turn right here and drive up the sidewalk and take the leftmost entrance to enter the underground garage.
- Press the bell that says QTC Recruitment, pass on your name and the door will be opened.
- Then look for a parking space immediately at the entrance on one of the orange boxes.
- Near the entrance on your left, you will see a sign with 'B Entrance Building'.
- Walk towards the revolving door here and ring the bell at 'QTC Recruitment'.
- Then immediately take the door to your left that will lead you to a staircase.
- Walk up 2 flights of stairs to floor '0' and take the door to register at the reception.

